

# Subhash C. Gupta & Co.

## CHARTERED ACCOUNTANTS

B-3/1, First Floor, Rajouri Garden, New Delhi-110027

Tel. : 45112473

E-mail : scgupta@scgco.in

lokesh@scgco.in

### INDEPENDENT AUDITOR'S REPORT

#### TO THE MEMBERS OF SITI JIND DIGITAL MEDIA COMMUNICATION PVT. LTD.

#### Report on the Standalone Financial Statements

#### Qualified Opinion

1. We have audited the accompanying standalone financial statements of **SITI JIND DIGITAL MEDIA COMMUNICATION PVT. LTD.** ("the Company"), which comprise the Balance Sheet as at 31<sup>st</sup> March 2022, the Statement of Profit and Loss (including other comprehensive income), the Statement of Cash Flows and the Statement of changes in Equity for the year then ended, and a summary of the significant accounting policies and other explanatory information.

2. In our opinion and to the best of our information and according to the explanations given to us, *except for the effects of the matters described in Basis of Qualified Opinion section of our report*, the aforesaid standalone financial statements give the information required by the Companies Act, 2013 ('Act') in the manner so required and give a true and fair view in conformity with the accounting principles generally accepted in India including Indian Accounting Standards ('Ind AS') specified under section 133 of the Act, of the state of affairs (financial position) of the Company as at 31 March 2022, and its loss (financial performance including other comprehensive income), its cash flows and the changes in equity for the year ended on that date.


#### Basis for Qualified Opinion

3. The Company's 'Revenue from Operations' includes broadcasters' share in subscription income from pay channels, which has correspondingly been presented as an expense which is not in accordance with the requirements of Ind AS 115, 'Revenue from contracts with customers'. Had the management disclosed the same on net basis, the 'Revenue from Operations' and the 'Pay channel, carriage sharing and related cost' each would have been lower by Rs.33.48 millions for the year ended 31 March 2022, while there would have been no impact on the net profit for the year ended 31 March 2022.

4. We conducted our audit in accordance with the Standards on Auditing specified under section 143(10) of the Act. Our responsibilities under those standards are further described in the Auditor's Responsibilities for the Audit of the Financial Statements section of our report. We are independent of the Company in accordance with the Code of Ethics issued by the Institute of Chartered Accountants of India ('ICAI') together with the ethical requirements that are relevant to our audit of the financial statements under the provisions of the Act and the rules there under, and we have fulfilled our other ethical responsibilities in accordance with these requirements and the Code of Ethics. We believe that the audit evidence we have obtained is sufficient and appropriate to provide a basis for our opinion.

#### Material Uncertainty Related to Going Concern

5. We draw attention to note 1.3- f to the accompanying Statement, which indicates that the Company has incurred a net loss (including other comprehensive income/loss) of Rs.13.64 millions during the year ended 31 March 2022, and as of that date, the Company's accumulated losses amount to Rs.22.02 millions resulting in a negative net worth of Rs.20.02 millions and its current liabilities exceeded its current assets by Rs.37.29 millions resulting in negative working capital. The above factors along with other matters as set forth in note 1.3-f, indicate a material uncertainty, which may cast significant doubt about the Company's ability to continue as a going concern. However given the long term corporate strategies and support from the holding company/promoters and other factors mentioned in aforesaid note to the Statement, the management is of the view that going concern basis of accounting is appropriate for preparation of these results. Our opinion is not modified in respect of this matter.



## **Information other than the Financial Statements and Auditor's Report thereon**

6. The Company's Board of Directors is responsible for the other information. The other information comprises the information included in the Annual Report, but does not include the financial statements and our auditor's report thereon.

Our opinion on the financial statements does not cover the other information and we do not express any form of assurance conclusion thereon.

In connection with our audit of the financial statements, our responsibility is to read the other information and, in doing so, consider whether the other information is materially inconsistent with the financial statements or our knowledge obtained in the audit or otherwise appears to be materially misstated. If, based on the work we have performed, we conclude that there is a material misstatement of this other information, we are required to report that fact. We have nothing to report in this regard.

## **Responsibilities of Management for the Standalone Financial Statements**

7. The Company's Board of Directors is responsible for the matters stated in Section 134(5) of the Companies Act, 2013 ("the Act") with respect to the preparation of these standalone financial statements to give a true and fair view of the financial position, financial performance including other comprehensive income, cash flows and changes in equity of the Company in accordance with the accounting principles generally accepted in India, including the Indian Accounting Standards (Ind AS) prescribed under Section 133 of the Act, read with relevant rules issued there under. This responsibility also includes maintenance of adequate accounting records in accordance with the provisions of the Act for safeguarding of the assets of the Company and for preventing and detecting frauds and other irregularities; selection and application of appropriate accounting policies; making judgments and estimates that are reasonable and prudent; and design, implementation and maintenance of adequate internal financial controls, that were operating effectively for ensuring the accuracy and completeness of the accounting records, relevant to the preparation and presentation of the financial statements that give a true and fair view and are free from material misstatement, whether due to fraud or error.

8. In preparing the financial statements, management is responsible for assessing the Company's ability to continue as a going concern, disclosing, as applicable, matters related to going concern and using the going concern basis of accounting unless management either intends to liquidate the Company or to cease operations, or has no realistic alternative but to do so.

9. Those Board of Directors are also responsible for overseeing the Company's financial reporting process.

## **Auditor's Responsibilities for the Audit of the Financial Statements**

10. Our objectives are to obtain reasonable assurance about whether the financial statements as a whole are free from material misstatement, whether due to fraud or error, and to issue an auditor's report that includes our opinion. Reasonable assurance is a high level of assurance, but is not a guarantee that an audit conducted in accordance with Standards on Auditing will always detect a material misstatement when it exists. Misstatements can arise from fraud or error and are considered material if, individually or in the aggregate, they could reasonably be expected to influence the economic decisions of users taken on the basis of these financial statements.

11. As part of an audit in accordance with Standards on Auditing, we exercise professional judgment and maintain professional skepticism throughout the audit. We also:

- Identify and assess the risks of material misstatement of the financial statements, whether due to fraud or error, design and perform audit procedures responsive to those risks, and obtain audit evidence that is sufficient and appropriate to provide a basis for our opinion. The risk of not detecting a material misstatement resulting from fraud is higher than for one resulting from error, as fraud may involve collusion, forgery, intentional omissions, misrepresentations, or the override of internal control.



- Obtain an understanding of internal control relevant to the audit in order to design audit procedures that are appropriate in the circumstances. Under section 143(3)(i) of the Act, we are also responsible for explaining our opinion on whether the company has adequate internal financial controls system in place and the operating effectiveness of such controls.
- Evaluate the appropriateness of accounting policies used and the reasonableness of accounting estimates and related disclosures made by management.
- Conclude on the appropriateness of management's use of the going concern basis of accounting and, based on the audit evidence obtained, whether a material uncertainty exists related to events or conditions that may cast significant doubt on the Company's ability to continue as a going concern. If we conclude that a material uncertainty exists, we are required to draw attention in our auditor's report to the related disclosures in the financial statements or, if such disclosures are inadequate, to modify our opinion. Our conclusions are based on the audit evidence obtained up to the date of our auditor's report. However, future events or conditions may cause the Company to cease to continue as a going concern.
- Evaluate the overall presentation, structure and content of the financial statements, including the disclosures, and whether the financial statements represent the underlying transactions and events in a manner that achieves fair presentation.

12. We communicate with those charged with governance regarding, among other matters, the planned scope and timing of the audit and significant audit findings, including any significant deficiencies in internal control that we identify during our audit.

13. We also provide those charged with governance with a statement that we have complied with relevant ethical requirements regarding independence, and to communicate with them all relationships and other matters that may reasonably be thought to bear on our independence, and where applicable, related safeguards.

14. From the matters communicated with those charged with governance, we determine those matters that were of most significance in the audit of the financial statements of the current period and are therefore the key audit matters. We describe these matters in our auditor's report unless law or regulation precludes public disclosure about the matter or when, in extremely rare circumstances, we determine that a matter should not be communicated in our report because the adverse consequences of doing so would reasonably be expected to outweigh the public interest benefits of such communication.

### **Report on Other Legal and Regulatory Requirements**

15. As required by 'the Companies (Auditor's Report) Order, 2020, issued by the Central Government of India in terms of sub-section (11) of section 143 of the Act (hereinafter referred to as the "Order"), and on the basis of such checks of the books and records of the Company as we considered appropriate and according to the information and explanations given to us, we give in the **Annexure A** a statement on the matters specified in paragraphs 3 and 4 of the Order.

16. As required by Section 143 (3) of the Act, we report that:

(a) we have sought and {except for the effects of the matters described in the Basis for Qualified Opinion section} obtained all the information and explanations which to the best of our knowledge and belief were necessary for the purpose of our audit;

(b) {except for the effects of the matter described in the Basis for Qualified Opinion section}, in our opinion, proper books of account as required by law have been kept by the Company so far as it appears from our examination of those books



(c) The Balance Sheet, the Statement of Profit and Loss, the Statement of Cash Flows and the statement of changes in equity dealt with by this Report are in agreement with the books of account.

(d) {except for the effects of the matters described in the Basis for Qualified Opinion section}, in our opinion, the aforesaid standalone financial statements comply with Ind AS specified under section 133 of the Act;


(e) On the basis of the written representations received from the directors as on 31<sup>st</sup> March 2022 taken on record by the Board of Directors, none of the directors is disqualified as on 31<sup>st</sup> March 2022 from being appointed as a director in terms of Section 164 (2) of the Act.

(f) With respect to the adequacy of the internal financial controls over financial reporting of the Company and the operating effectiveness of such controls, refer to our separate Report in **Annexure B**.

(g) With respect to the other matters to be included in the Auditors' Report in accordance with Rule 11 of the Companies (Audit and Auditors) Rules, 2014, in our opinion and to the best of our knowledge and belief and according to the information and explanations given to us:

- i. The Company has disclosed the impact, if any, of pending litigations as at 31<sup>st</sup> March 2022 on its financial position in its standalone financial statements – Refer Note no. 1.3- c –of the additional notes to the financial statements;
- ii. the Company did not have any long-term contracts including derivative contracts for which there were any material foreseeable losses;
- iii. There were no amounts which were required to be transferred to the Investor Education and Protection Fund by the Company.

For Subhash C. Gupta & Co.  
Chartered Accountants  
Firm's Registration No.: 004103N

  
Lokesh Gupta  
(Partner)  
Membership No.: 503853

Place : New Delhi  
Date : 19.05.2022

UDIN - 22503853AKADUG-1922

## Annexure A to Independent Auditors' Report

Referred to in paragraph 15 of the Independent Auditors' Report of even date to the members of SITI JIND DIGITAL MEDIA COMMUNICATION PVT. LTD. on the standalone financial statements for the year ended 31st March 2022.

Based on the audit procedures performed for the purpose of reporting a true and fair view on the financial statements of the Company and taking into consideration the information and explanations given to us and the books of account and other records examined by us in the normal course of audit, we report that:

(i)(a) A) The Company has maintained proper records showing full particulars, including quantitative details and situation of fixed assets *except for Set Top Boxes capitalized/installed at customer premises.*

B) The Company has no intangible assets hence the clause is not applicable.

(b) According to the information and explanations given to us the fixed assets (*other than Set top boxes installed at customer premises and those in transit or lying with the distributors/cable operators and distribution equipment comprising overhead and underground cables physical verification of which is infeasible owing to the nature and location of these assets*) have been physically verified by the management during the year in a phased periodical manner which, in our opinion, is reasonable, having regard to the size of the Company and nature of the assets. No material discrepancies were noticed on such verification.

(c) Since the company does not own any immovable properties the provisions of the said clause of the Order are not applicable.

(d) The company has not revalued any of its property, plant and equipment and intangible assets during the year ended March 31, 2022.

(e) No proceedings have been initiated during the year or are pending against the company as at March 31, 2022 for holding any benami property under the Benami Transactions (Prohibition) Act, 1988 (as amended in 2016) and the rules made there under.


(ii) a) The company does not have any inventory. Accordingly, the provisions of clause 3(ii) of the Order are not applicable.

b) The Company has been sanctioned Term Loan of Rs.5 crore from financial institutions secured against all movable and immovable fixed assets & current assets of the company. As informed to us by the management the company has not been submitting the quarterly returns/ statements to the financial institution therefore we are unable to comment whether the quarterly returns/statements are in agreement with the books of accounts of the company or not.

(iii) According to the information and explanations provided to us the company has not made investments, provided any guarantee or security or granted any loans or advances in the nature of loans, secured or unsecured to companies, firms, limited liability partnerships or any other parties during the year hence clause 3(iii)(a) to 3(iii) (f) is not applicable to the company.

(iv) Since the company has not made investments, nor provided any guarantee or security or granted any loans or advances, accordingly the provisions of clause 3(iv) of the Order are not applicable.

(v) To the best of our knowledge & according to the information and explanations given to us the Company has not accepted any deposits within the meaning of Sections 73 to 76 of the Act and the Companies



(Acceptance of Deposits) Rules, 2014 (as amended). Accordingly, the provisions of clause 3(v) of the Order are not applicable.

(vi) To the best of our knowledge and belief, the Central Government has not specified maintenance of cost records under sub-section (1) of Section 148 of the Act, in respect of Company's products/ services. Accordingly, the provisions of clause 3(vi) of the Order are not applicable.

(vii) (a) To the best of our knowledge and according to the information and explanations given to us the Company is regular in depositing undisputed statutory dues including provident fund, employees' state insurance, income-tax, GST, duty of customs, duty of excise and other material statutory dues as applicable, with the appropriate authorities. Further according to the information and explanation given to us, no undisputed amounts payable in respect thereof were outstanding at the year-end for a period of more than six months from the date they become payable.

(b) There are no dues in respect of income-tax, GST, duty of customs, duty of excise, value added tax etc that have not been deposited with the appropriate authorities on account of any dispute except for:-

Name of Statute	Nature of Dues	Amount Involved Rs.	Forum/ period where the dispute is pending
Haryana Value Added Tax Act, 2003	VAT	42,31,394/-	Appeal pending in High Court

(viii) There were no transactions relating to previously unrecorded income that were surrendered or disclosed as income in the tax assessments under the Income Tax Act, 1961 (43 of 1961) during the year. Hence clause 3(viii) of the Order is not applicable to the company.

(ix) (a) The company has not defaulted in repayment of loans or borrowings to any bank or financial institution during the year except as under.

Nature of borrowings including debt securities	Name of the lender	Amount not paid on due date	Whether principal or interest	Number of days delay or unpaid	Remarks, if any
Term Loan	Aditya Birla Finance Limited	19,60,000/-	Principal -Rs. 1500000 & Interest Rs. 460000	31 days	

(b) According to the information and explanations provided to us, the company has not been is a declared willful defaulter by any bank or financial institution or government or government authority.

(c) In our opinion and According to the information and explanations given to us, the term loans were applied for the purpose for which loans were obtained.

(d) According to the information and explanations given to us and the procedures performed by us, and on an overall examination of the financial statements of the company, we report that no funds raised on short term basis have been used for long term purposes by the company.

(e) According to the information and explanations given to us and on an overall examination of the financial statements of the company, the Company has not taken any funds from any entity or person on account of or to meet the obligations of its subsidiaries or associate companies. Accordingly, reporting under clause 3(ix)(e) of the order does not arise.



(f) The company does not hold any investment in any subsidiary, associates or joint venture (as defined under the Companies Act 2013) during the year ended March 31, 2022. Hence clause 3(ix) (f) of the Order is not applicable.

(x) a) The company has not raised any funds during the year from initial public offer or further public offer. Accordingly, reporting under clause 3(x)(a) of the order does not arise.

b) According to the information and explanations given to us and on the basis of our examination of the records of the company, the Company has not made any preferential allotment or private placement of shares or convertible debentures (fully, partially or optionally convertible) during the year hence the clause 3(x)(b) of the Order is not applicable.

(xi) a) Based upon the audit procedures performed for the purpose of reporting true and fair view of the financial statement and as per the information and explanations given by the management, we report that no fraud on or by the Company has been noticed or reported during the course of our audit.

b) During the year, no report under sub-section (12) of section 143 of the Act has been filed in Form ADT – 4 as prescribed under Rule 13 of Companies (Audit and Auditors) Rules, 2014 with the Central Government.

c) As represented to us by the Management there have been no whistle blower complaints received by the Company during the year.

(xii) Since the company is not a Nidhi company the provisions of clause 3(xii) of the order are not applicable.

(xiii) As per the information and explanation provided to us, all the transactions with the related parties are in compliance with section 177 and 188 of Companies Act, 2013 where applicable and the details have been disclosed in the Financial Statements etc., as required by the applicable accounting standards.

(xiv) a) In our opinion and based on our examination, the company does not have an internal audit system commensurate with the size and nature of its business and is not required to have an internal audit system as per the provisions of section 138 of the Companies Act, 2013.

b) Since the company is not required to have the internal audit system hence the clause 3(xiv)(b) is not applicable to the company.


(xv) According to the information and explanation provided to us the company has not entered into any non-cash transactions with directors or persons connected with him during the year accordingly the provisions of clause 3(xv) of the order are not applicable.

(xvi) a) In our opinion and according to the information and explanation provided to us the company is not required to be registered u/s 45-IA of the Reserve Bank of India Act, 1934. Hence reporting under clause 3(xvi)(a), (b) and (c) of the Order is not applicable.

b) In our opinion, there is no Core Investment Company within the group as defined in the core investment Companies(Reserve Bank ) Directions,2016 and accordingly, the requirement to report on clause 3(xvi)(d) of the Order is not applicable to the Company.

(xvii) The Company has not incurred cash losses in the current year and immediately preceding financial year.


(xviii) There has been no resignation of the statutory auditors during the year and accordingly, requirement to report on Clause3(xviii) of the Order is not applicable to the Company.




(xix) We draw attention to note 1.3- f to the accompanying Statement, which indicates that the Company has incurred a net loss (including other comprehensive income/loss) of Rs.13.64 millions during the year ended 31 March 2022, and as of that date, the Company's accumulated losses amount to Rs.22.02 millions resulting in a negative net worth of Rs.20.02 millions and its current liabilities exceeded its current assets by Rs.37.29 millions resulting in negative working capital. The above factors along with other matters as set forth in note 1.3-f, indicate a material uncertainty, which may cast significant doubt about the Company's ability to meet its liabilities existing at the date of balance sheet as and when they fall due within a period of one year from the balance sheet date.

(xx) Since the provisions of Section 135 of the Companies Act, 2013 with regard to corporate social responsibility are not applicable to the company hence clause 3(xx) of the Order is not applicable.

**For Subhash C Gupta & Co.**  
**Chartered Accountants**  
**Firm's Registration No.: 004103N**

  
**Lokesh Gupta**  
**(Partner)**  
**Membership No.: 503853**



**Place : New Delhi**  
**Date : 19.05.2022**



## **Annexure B to Independent Auditors' Report**

**Referred to in paragraph 16 (f) of the Independent Auditors' Report of even date to the members of SITI JIND DIGITAL MEDIA COMMUNICATION PVT. LTD. on the standalone financial statements for the year ended 31st March 2022.**

### **Report on the Internal Financial Controls under Clause (i) of Sub-section 3 of Section 143 of the Act**

1. We have audited the internal financial controls over financial reporting of SITI JIND DIGITAL MEDIA COMMUNICATION PVT. LTD. ("the Company") as of 31<sup>st</sup> March, 2022 in conjunction with our audit of the standalone financial statements of the Company for the year ended on that date.

#### **Management's Responsibility for Internal Financial Controls**

2. The Company's management is responsible for establishing and maintaining internal financial controls based on "the internal control over financial reporting criteria established by the Company considering the essential components of internal control stated in the Guidance Note on Audit of Internal Financial Controls Over Financial Reporting issued by the Institute of Chartered Accountants of India (ICAI)". These responsibilities include the design, implementation and maintenance of adequate internal financial controls that were operating effectively for ensuring the orderly and efficient conduct of its business, including adherence to company's policies, the safeguarding of its assets, the prevention and detection of frauds and errors, the accuracy and completeness of the accounting records, and the timely preparation of reliable financial information, as required under the Companies Act'2013.

#### **Auditors' Responsibility**

3. Our responsibility is to express an opinion on the Company's internal financial controls over financial reporting based on our audit conducted in accordance with the Guidance Note on Audit of Internal Financial Controls Over Financial Reporting (the "Guidance Note") and the Standards on Auditing deemed to be prescribed under Section 143(10) of the Act to the extent applicable to an audit of internal financial controls, both applicable to an audit of internal financial controls and both issued by the ICAI. Those Standards and the Guidance Note require that we comply with ethical requirements and plan and perform the audit to obtain reasonable assurance about whether adequate internal financial controls over financial reporting was established and maintained and if such controls operated effectively in all material respects.

4. Our audit involves performing procedures to obtain audit evidence about the adequacy of the internal financial controls system over financial reporting and their operating effectiveness. Our audit of internal financial controls over financial reporting included obtaining an understanding of internal financial controls over financial reporting, assessing the risk that a material weakness exists, and testing and evaluating the design and operating effectiveness of internal control based on the assessed risk. The procedures selected depend on the auditor's judgement, including the assessment of the risks of material misstatement of the financial statements, whether due to fraud or error.

5. We believe that the audit evidence we have obtained is sufficient and appropriate to provide a basis for our audit opinion on the Company's internal financial controls system over financial reporting.

#### **Meaning of Internal Financial Controls Over Financial Reporting**

6. A company's internal financial control over financial reporting is a process designed to provide reasonable assurance regarding the reliability of financial reporting and the preparation of financial statements for external purposes in accordance with generally accepted accounting principles. A company's internal financial control over financial reporting includes those policies and procedures that (1) pertain to the maintenance of records that, in reasonable detail, accurately and fairly reflect the transactions and dispositions of the assets of the company; (2) provide reasonable assurance that transactions are recorded as necessary to permit preparation of financial statements in accordance with generally accepted accounting principles, and that receipts and expenditures of the company are being made only in accordance with authorisations of management and directors of the company; and (3) provide



reasonable assurance regarding prevention or timely detection of unauthorised acquisition, use, or disposition of the company's assets that could have a material effect on the financial statements.

### **Inherent Limitations of Internal Financial Controls Over Financial Reporting**

7. Because of the inherent limitations of internal financial controls over financial reporting, including the possibility of collusion or improper management override of controls, material misstatements due to error or fraud may occur and not be detected. Also, projections of any evaluation of the internal financial controls over financial reporting to future periods are subject to the risk that the internal financial control over financial reporting may become inadequate because of changes in conditions, or that the degree of compliance with the policies or procedures may deteriorate.

### **Qualified Opinion**

8. According to the information and explanations given to us and based on our audit, the following material weakness has been identified in the operating effectiveness of the Company's internal financial controls with reference to financial statements as at 31 March 2022:

The Company's internal financial controls over preparation of financial statements with respect to presentation and disclosure of 'Revenue from operations' in accordance with the requirement of IndAS 115 'Revenue from contracts with customers', were not operating effectively which has resulted in a material misstatement in the amounts recognised as 'Revenue from operations' and 'Paychannel, carriage sharing and related costs' including the relevant disclosures in the standalone financial statements, while there is no impact on the net profit for the year ended 31 March 2022.

9. A 'material weakness' is a deficiency, or a combination of deficiencies, in internal financial controls with reference to financial statements, such that there is a reasonable possibility that a material misstatement of the company's annual or interim financial statements will not be prevented or detected on a timely basis.

10. In our opinion, the Company has, in all material respects, adequate internal financial controls with reference to financial statements as at 31 March 2022, based on the internal control over financial reporting criteria established by the Company considering the essential components of internal control stated in the Guidance Note issued by the ICAI and *except for the effects of the material weakness described above* on the achievement of the objectives of the control criteria, the Company's internal financial controls with reference to financial statements were operating effectively as at 31 March 2022.

11. We have considered the material weakness identified and reported above in determining the nature, timing, and extent of audit tests applied in our audit of the standalone financial statements of the Company as at and for the year ended 31 March 2022, and the material weakness as mentioned in para 8 above, has affected our opinion on the standalone financial statements of the Company and we have issued a qualified opinion on the standalone financial statements.

**For Subhash C. Gupta & Co.**  
**Chartered Accountants**  
**Firm's Registration No.: 004103N**

**Lokesh Gupta**  
**(Partner)**  
**Membership No.: 503853**

**Place : New Delhi**  
**Date : 19.05.2022**


**SITI JIND DIGITAL MEDIA COMMUNICATION PVT. LTD.**  
Balance sheet as at March 31, 2022

		Rs. In million	
	Note	As at March 31, 2022	As at March 31, 2021
<b>ASSETS</b>			
<b>Non-current assets</b>			
a) Property, plant and equipment	2	58.48	61.49
b) Capital work-in-progress	2	1.53	0.64
c) Deffered Tax Assets	11	2.92	1.37
d) Other Non current Assets	3	1.40	1.40
		<u>64.34</u>	<u>64.90</u>
<b>Current assets</b>			
a) Financial assets			
i) Trade receivables	4	24.37	17.99
ii) Cash and cash equivalents	5	0.23	0.06
iv) Others	6	0.19	0.19
b) Other current assets	7	12.26	15.06
		<u>37.05</u>	<u>33.30</u>
<b>Total assets</b>		<u><u>101.39</u></u>	<u><u>98.20</u></u>
<b>EQUITY AND LIABILITIES</b>			
<b>Equity</b>			
a) Equity share capital	8	2.00	2.00
b) Other equity	9	(22.02)	(8.37)
		<u>(20.02)</u>	<u>(6.37)</u>
<b>LIABILITIES</b>			
<b>Non-current liabilities</b>			
a) Long Term Borrowing	10	47.00	50.00
b) Deffered Tax Liability	11	-	-
c) Other non-current liabilities	12	0.07	0.07
		<u>47.07</u>	<u>50.07</u>
<b>Current liabilities</b>			
a) Financial liabilities			
i) Trade payables			
a) Total outstanding dues of micro enterprises and small enterprises, and	13	-	-
b) Total outstanding dues of creditors other than micro enterprises and small enterprises	13	68.29	49.24
ii) Other Financial Liabilities	14	0.46	1.48
b) Provisions	15	0.13	0.08
c) Other current liabilities	16	5.46	3.70
		<u>74.34</u>	<u>54.51</u>
<b>Total equity and liabilities</b>		<u><u>101.39</u></u>	<u><u>98.20</u></u>
		(0.00)	0.00

The accompanying notes are an integral part of these standalone financial statements.

This is the balance sheet referred to in our report of even date.

For Subhash C. Gupta & Co.  
Chartered Accountants  
Firm Regn No. -004103N  
Lokesh Gupta  
Partner  
M.No. 503853



For and  
Siti Jind Digital Media Communications Pvt. Ltd.  
SITI JIND DIGITAL MEDIA COMMUNICATION PVT.  
Suresh Kumar Bakari (Ram Phool Phour)  
Director Director  
DIN DIN  
09515141 03312309

Place **N. DELHI**

Date: **19 MAY 2022**

**SITI JIND DIGITAL MEDIA COMMUNICATION PVT. LTD.**  
**Statement of Profit and Loss for the year ended March 31, 2022**

	Note	Rs. In million	
		March 31, 2022	March 31, 2021
<b>Income</b>			
Revenue from operations	17	60.41	66.93
Other income	18	0.65	0.88
<b>Total income</b>		<b>61.06</b>	<b>67.80</b>
<b>Expenses</b>			
Carriage sharing, pay channel and related costs		33.48	31.15
Employee benefits expense	19	2.77	2.98
Finance costs	20	5.41	5.51
Depreciation and amortisation of non-financial assets	21	17.02	17.56
Other expenses	22	17.58	22.39
<b>Total expenses</b>		<b>76.26</b>	<b>79.58</b>
<b>Profit/(Loss) before exceptional item and tax</b>		<b>(15.20)</b>	<b>(11.78)</b>
Exceptional item			
<b>Profit/(Loss) before tax</b>		<b>(15.20)</b>	<b>(11.78)</b>
<b>Tax expense</b>			
Current tax		0.00	0.00
Previous year Tax		-	-
Deffered Tax		-1.55	-1.53
<b>Profit/ (Loss) for the year</b>		<b>(13.65)</b>	<b>(10.24)</b>
<b>Other comprehensive income</b>			
<b>Items that will not be reclassified to profit or loss in subsequent periods</b>			
Remeasurement of defined benefit liability		0.00	0.02
<b>Total comprehensive income</b>		<b>(13.64)</b>	<b>(10.22)</b>
<b>Earnings (loss) per share</b>			
Basic (loss) per share	23	(68.24)	(51.22)
Diluted (loss) per share	23	(68.24)	(51.22)


The accompanying notes are an integral part of these standalone financial statements.

This is the statement of profit and loss referred to in our report of even date

For Subhash C. Gupta & Co.  
Chartered Accountants

Firm Regn NO. -004103N

Lokesh Gupta  
Partner  
M.No. 503853



Siti Jind Digital Media Communications Pvt. Ltd.  
For and on behalf of the Board of Directors of  
SITI JIND DIGITAL MEDIA COMMUNICATION PVT. LTD.

resh Kumar Baka (Ram Phool Phour)  
Director  
DIN  
09515141

Director  
DIN  
03312309

Place : New Delhi

Date : 19 MAY 2022

**SITI JIND DIGITAL MEDIA COMMUNICATION PVT. LTD.**

**CASH FLOW STATEMENT FOR THE YEAR ENDED MARCH 31, 2022**

Rs in Millions

PARTICULARS	3/31/2022	31-03-2021
<b>A. Cash Flow from Operating Activities</b>		
Net Profit after taxation, after exceptional items	(13.64)	(10.22)
Adjustments for :		
Depreciation	17.02	17.56
Interest Expenses	5.41	5.33
Deffered tax	-1.55	(1.53)
Operating expenses before working capital changes	<b>7.24</b>	<b>11.13</b>
Adjustments for :		
Increase in Current assets /loans & advances/trade receivables	-3.58	2.67
Increase in trade and other payables	19.83	(17.22)
Cash generated from operations	<b>23.49</b>	<b>(3.42)</b>
<b>Net Cash Flow from Operating Activities</b>	<b>23.49</b>	<b>(3.42)</b>
<b>B. Cash Flow from Investing Activities</b>		
Purchase of Fixed Assets/CWIP (net)	-14.91	(1.37)
Investment in mutual fund	0	(1.40)
<b>Net Cash Flow from Investing Activities</b>	<b>(14.91)</b>	<b>(2.77)</b>
<b>C. Cash Flow from Financing Activities</b>		
Net Proceeds from Long Term Borrowings	-3.00	10
Increase in Share Capital		
Net Interest Paid	-5.41	-5.33
<b>Net Cash Flow from Financing Activities</b>	<b>(8.41)</b>	<b>4.67</b>
Net Cash Flow during the year	0.17	(1.52)
Cash and Cash Equivalents at the beginning of the year	0.06	1.58
<b>Cash and Cash Equivalents at the end of the year</b>	<b>0.23</b>	<b>0.06</b>

Cash and Cash Equivalents consists of balance with Banks.  
Previous year figures have been regrouped/recast wherever necessary.

As per our Report of even date attached  
For Subhash C. Gupta & Co.  
Chartered Accountants  
Firm Regn NO. -004103N

Lokesh Gupta  
Partner  
M.No. 503853

Siti Jind Digital Media Communications Pvt. Ltd.

Place : New Delhi

Date : 13 MAY 2022

## Statement of changes in Equity

## (I) Equity Share Capital

Particulars	As at 31 March 2022	As at 31 March 2021
Balance at the beginning of the year	2.00	2.00
Changes in equity share capital during the year		
<b>Balance at the end of the year</b>	<b>2.00</b>	<b>2.00</b>


## (II) Other equity

Particulars	As at 31 March 2022	As at 31 March 2021
<b>Retained Earnings</b>		
Balance at the beginning of the year	(8.37)	7.08
Add: Prior Period Adjustment		
Profit /Loss for the year	(13.65)	(10.24)
Transfer from Deffered Activation revenue		
<b>Balances as at the end of the year (A)</b>	<b>(22.02)</b>	<b>(3.16)</b>
<b>Others</b>		
Equity portion of OCD conversion	-	-
<b>Balances as at the end of the year (B)</b>		
<b>Other Comprehensive income</b>		
Other comprehensive income recognised directly in retained earnings	-	(5.23)
Other comprehensive income during the year	0.00	0.02
<b>Balances as at the end of the year (C)</b>	<b>0.00</b>	<b>(5.21)</b>
<b>Other Equity Balances as at the end of the year (A+B+C)</b>	<b>(22.02)</b>	<b>(8.37)</b>
<b>Total Equity Balances as at the end of the year (I+II)</b>	<b>(20.02)</b>	<b>(6.37)</b>

The accompanying notes are an integral part of these standalone financial statements.

This is the statement of changes in equity referred to in our report of even date

For Subhash C. Gupta & Co.  
Chartered Accountants  
Firm Regn NO. -004103N



Lokesh Gupta  
Partner  
M.No. 503853

For and on behalf of the Board of Directors of  
SITI JIND DIGITAL MEDIA COMMUNICATIONS PVT LTD

Siti Jind Digital Media Communication Pvt. Ltd.

Director  
DIN

09515141

Director  
DIN

03312309

Place : New Delhi  
Date : 19 MAY 2022

## SITI JIND DIGITAL MEDIA COMMUNICATION PVT. LTD.

### Note: 1 Company Overview and Significant Accounting Policies

#### **1.1 Company Overview**

- a. SITI Jind Digital Media Communication Pvt. Limited (hereinafter referred to as the 'Company' or 'SNL') was incorporated in the state of Delhi, India. The Company is engaged in distribution of television channels through digital cable distribution network and allied services. Effective February 01, 2020, the revised regulatory framework (hereinafter referred to as "Tariff Order 2017") released in March 2017 by the Telecom Regulatory Authority of India "TRAI" for digital television services is applicable on the Company.

#### **b. Accounting Convention**

##### **Basis of preparation**

These financial statements are prepared on going concern basis in accordance with Indian Accounting Standards (Ind AS) under the historical cost convention on accrual basis except for certain financial instruments which are measured at fair values as per the provisions of the Companies Act, 2013 ('Act') (to the extent notified). The Ind AS are prescribed under Section 133 of the Act read with Rule 3 of the Companies (Indian Accounting Standards) Rules, 2015 and Companies (Indian Accounting Standards) Amendment Rules, 2016.

Accordingly, the Company has prepared financial statements which comply with Ind AS applicable for periods ending on 31 March 2022, together with the comparative period as at and for the year ended 31 March 2021.

Accounting policies have been consistently applied except where a newly issued accounting standard is initially adopted or a revision to an existing accounting standard requires a change in the accounting policy hitherto in use.

#### **1.2 Summary of Accounting Policies**

##### **a. Use of estimate**

The preparation of Company's standalone financial statements requires the use of accounting estimates which, by definition, will seldom equal the actual results. Management also needs to exercise judgement in applying the Company's accounting policies.

##### **b. Critical accounting estimates**

###### **(i) Contingencies and commitments**

In the normal course of business, contingent liabilities may arise from litigation and other claims against the Company. Potential liabilities that have a low probability of crystallising or are very difficult to quantify reliably, are treated as contingent liabilities. Such liabilities are disclosed in the notes but are not provided for in the financial statements. There can be no assurance regarding the final outcome of the contingent liabilities.

###### **(ii) Useful lives and residual values**

The Company reviews the useful lives and residual values of property, plant and equipment, and intangible assets at each financial year end.

###### **(iii) Fair value measurement**

A number of company's accounting policies and disclosures require the measurement of fair values, for both financial and non- financial assets and liabilities.

When measuring the fair value of an asset or a liability, the Company uses observable market data as far as possible. Fair values are categorized into different levels in a fair value hierarchy based on the inputs used in the valuation techniques as follows:

-Level 1: quoted prices (unadjusted) in active markets for identical assets or liabilities.

-Level 2: inputs other than quoted prices included in Level 1 that are observable for the asset or liability, either directly (i.e. prices) or indirectly (i.e. derived from prices).

-Level 3: inputs for the asset or liability that are not based on observable market data (unobservable inputs).

If the inputs used to measure the fair value of an asset or a liability fall into different levels of a fair value hierarchy, then the fair value measurement is categorized in its entirety in the same level of the fair value hierarchy as the lowest level input that is significant to the entire measurement.

The company recognizes transfers between levels of the fair value hierarchy at the end of reporting year during which the change has occurred.

##### **d. Property, Plant and Equipment**

###### **Recognition and initial measurement**

Properties plant and equipment are stated at their cost of acquisition. The cost comprises purchase price (net of INPUT TAX CREDIT CENVAT Credit availed), borrowing cost if capitalization criteria are met and directly attributable cost of bringing the asset to its working condition for the intended use. Any trade discount and rebates are deducted in arriving at the purchase price.

When significant parts of plant and equipment are required to be replaced at intervals, the Company depreciates them separately based on their specific useful lives. Likewise, when a major inspection is performed, its cost is recognised in the carrying amount of the plant and equipment as a replacement if the recognition criteria are satisfied. All other repair and maintenance costs are recognised in statement of profit or loss as incurred.

Set top boxes are treated as part of capital work in progress till at the end of the month of activation thereof.

##### **e. Subsequent measurement (depreciation and useful lives)**

i.) Depreciation on property, plant and equipment is provided on the straight-line method, computed on the basis of useful lives prescribed in Schedule II to the Companies Act, 2013.

Type of assets	(Years)
Plant & Machinery	8.00
Set Top Boxes	8.00

##### **De-recognition**



Siti Jind Digital Media Communications Pvt. Ltd.  
Suresh  
Director

An item of property, plant and equipment and any significant part initially recognised is derecognized upon disposal or when no future economic benefits are expected from its use or disposal. Any gain or loss arising on de-recognition of the asset (calculated as the difference between the net disposal proceeds and the carrying amount of the asset) is included in the income statement when the asset is derecognized.

#### **Impairment of non-financial Assets**

The Company assesses at each Balance Sheet date whether there is any indication that an asset may be impaired. If any such indication exists, the Company estimates the recoverable amount of the asset. If such recoverable amount of the asset or the recoverable amount of the cash-generating unit to which the asset belongs is less than its carrying amount, the carrying amount is reduced to its recoverable amount. The reduction is treated as an impairment loss and is recognized in the statement of profit and loss.

If at the reporting date, there is an indication that a previously assessed impairment loss no longer exists, the recoverable amount is reassessed and the asset is reflected at the recoverable amount subject to a maximum of depreciated historical cost and the same is accordingly reversed in the Statement of Comprehensive Income.

#### **f. Taxation on Income**

Tax expense recognised in profit or loss comprises the sum of deferred tax and current tax not recognised in other comprehensive income or directly in equity.

Calculation of current tax is based on tax rates and tax laws that have been enacted or substantively enacted by the end of the reporting period. Deferred income taxes are calculated using the liability method.

Deferred tax assets are recognised to the extent that it is probable that the underlying tax loss or deductible temporary difference will be utilised against future taxable income. This is assessed based on the Company's forecast of future operating results, adjusted for significant non-taxable income and expenses and specific limits on the use of any unused tax loss or credit. Deferred tax liabilities are generally recognised in full, although IAS 12 'Income Taxes' specifies limited exemptions. As a result of these exemptions the Company does not recognise deferred tax on temporary differences relating to goodwill, or to its investments in subsidiaries.

#### **g. Revenue recognition**

i.) Revenue is recognised when it is probable that the economic benefits will flow to the Company and it can be reliably measured.

ii.) Revenue is measured at the fair value of the consideration received/receivable net of rebates and taxes. The Company applies the revenue recognition criteria to each separately identifiable component of the sales transaction as set out below.

##### **Revenue from rendering of Services**

Subscription income is recognised on completion of services and when no significant uncertainty exists regarding the amount of consideration that will be derived.

Other networking and management income and carriage income are recognised on accrual basis over the terms of related agreements and when no significant uncertainty exists regarding the amount of consideration that will be derived. Carriage revenue recognition is done basis negotiations/formal agreement with broadcasters.

Advertisement income is recognised when the related advertisement gets telecasted and when no significant uncertainty exists regarding the amount of consideration that will be derived. Other advertisement revenue for slot sale is recognised on period basis.

Activation and set top boxes pairing charges are recognised as revenue to the extent it relates to pairing and transfer of the related boxes and when no significant uncertainty exists regarding the amount of consideration that will be derived and the upfront obligation is discharged. Where part of the revenues collected at the time of activation relates to future services to be provided by the Company, a part of activation revenue is deferred and recognized over the associated service contract period or customer life.

##### **Borrowing Costs**

Borrowing cost includes interest, amortization of ancillary costs incurred in connection with the arrangement of borrowings and exchange differences arising from foreign currency borrowings to the extent they are regarded as an adjustment to the interest cost.

Borrowing costs directly attributable to the acquisition, construction or production of a qualifying asset are capitalized during the period of time that is necessary to complete and prepare the asset for its intended use or sale. A qualifying asset is one that necessarily takes substantial period of time to get ready for its intended use. Capitalization of borrowing costs is suspended in the period during which the active development is delayed due to, other than temporary, interruption. All other borrowing costs are charged to the Statement of Profit and Loss as incurred.

#### **Investments and Other Financial Assets**

##### **Financial assets**

##### **Initial recognition and measurement**

Financial assets and financial liabilities are recognised when the Company becomes a party to the contractual provisions of the financial instrument and are measured initially at fair value adjusted for transaction costs.

Financial assets and financial liabilities are offset and the net amount is reported in the Balance Sheet if there is a currently enforceable legal right to offset the recognised amounts and there is an intention to settle on a net basis, to realize the assets and settle the liabilities simultaneously.

All other debt instruments are measured at Fair Value through other comprehensive income or Fair value through profit and loss based on Company's business model.


##### **De-recognition of financial liabilities**

A financial liability is de-recognised when the obligation under the liability is discharged or cancelled or expires.

When an existing financial liability is replaced by another from the same lender on substantially different terms, or the terms of an existing liability are substantially modified, such an exchange or modification is treated as the de-recognition of the original liability and the recognition of a new liability. The difference in the respective carrying amounts is recognised in the statement of profit or loss.

##### **Impairment of Financial Assets**

In accordance with Ind-AS 109, the Company applies Expected Credit Loss (ECL) model for measurement and recognition of impairment loss for Financial Assets.



Siti Jind Digital Media Communications Pvt. Ltd.  
Director



## h. Impairment of Assets

The carrying amounts of assets are reviewed at each balance sheet date. Impairment of Assets is recognised when there is an indication of Impairment and on such indication the recoverable amount of the assets is estimated and if such estimation is less than its carrying amount, the carrying amount is reduced to its recoverable amount.

## i. Earning Per Share:

Basic earnings per share is calculated by dividing the net profit or loss for the period attributable to equity shareholders (after deducting preference dividends and attributable taxes) by the weighted average number of equity shares outstanding during the period. Partly paid equity shares are treated as a fraction of an equity share to the extent that they are entitled to participate in dividends relative to a fully paid equity share during the reporting period.

For the purpose of calculating diluted earnings per share, the net profit or loss for the period attributable to equity shareholders and the weighted average number of shares outstanding during the period are adjusted for the effects of all dilutive potential equity shares.

## j. Provisions, contingent assets and contingent liabilities

Provisions are recognized only when there is a present obligation, as a result of past events, and when a reliable estimate of the amount of obligation can be made at the reporting date. These estimates are reviewed at each reporting date and adjusted to reflect the current best estimates. Provisions are discounted to their present values, where the time value of money is material.

Contingent liability is disclosed for:

- Possible obligations which will be confirmed only by future events not wholly within the control of the Company or
- Present obligations arising from past events where it is not probable that an outflow of resources will be required to settle the obligation or a reliable estimate of the amount of the obligation cannot be made.

Contingent Assets are disclosed when probable and recognised when realization of income is virtually certain.

### Significant management judgement in applying accounting policies and estimation uncertainty

Financial Statements are prepared in accordance with GAAP in India which require management to make estimates and assumptions that affect the reported balances of assets, liabilities and disclosure of contingent liabilities at the date of the financial statements and reported amounts of income & expenses during the periods. Although these estimates and assumptions used in accompanying Financial Statements are based upon management's evaluation of relevant facts and circumstances as of date of Financial Statements which in management's opinion are prudent and reasonable, actual results may differ from estimates and assumptions used in preparing accompanying Financial Statements. Any revision to accounting estimates is recognized prospectively from the period in which results are known/ materialise in accordance with applicable Accounting Standards.

Information about estimates and assumptions that have the most significant effect on recognition and measurement of assets, liabilities, income and expenses is provided below.

### Significant Management Judgements

The following are significant management judgements in applying the Accounting Policies of the Company that have the most significant effect on the Financial Statements.

**Recognition of Deferred Tax Assets** - The extent to which deferred tax assets can be recognized is based on an assessment of the probability of the Company's future taxable income against which the deferred tax assets can be utilized.

**Evaluation of indicators for Impairment of Assets** - The evaluation of applicability of indicators of impairment of assets requires assessment of several external and internal factors which could result in deterioration of recoverable amount of the assets.

**Property, Plant and Equipment** - Management assess the remaining useful lives and residual value of property, Plant and Equipment and believes that the assigned useful lives and residual value are reasonable

**Estimation Uncertainty**- Information about estimates and assumptions that have the most significant effect on recognition and measurement of assets, liabilities, income and expenses is provided below.

## 1.3 ADDITIONAL NOTES TO THE FINANCIAL STATEMENTS

### a. Earning per share:

	31.03.2022	31.03.2021
a) Profit/(Loss) after Tax	(13,647,527)	(10,244,163)
b) Weighted average No. of Ordinary Shares		
Basic	200,000	200,000
Diluted	200,000	200,000
c) Nominal Value of Ordinary Share	10	10
d) Earning per Ordinary share considering:		
Basic	(68.24)	(51.22)
Diluted	(68.24)	(51.22)

### b. Auditor's Remuneration (Including Legal & professional Charges)

Particulars	2021-22	2020-21
Audit fees Rs.	60,000	60,000
Tax Audit Fees		
Other Matter	26,000	76,000
(Amount are exclusive of GST)		

### c. Additional information

#### - Contingent Liabilities not provided for on account of:

VAT department	4,231,394	4,231,394
Director Remuneration	960,000	960,000
Earning in Foreign Currency	-	-
Remittances in Foreign Currency	-	-
Expenditure in Foreign Currency	-	-
CF Value of Import	-	-

### d. Commitments

Future commitments towards capital contributions - NIL



Siti Jind Digital Media Communications Pvt. Ltd.

Shree

Director

Director

**e. Segment Reporting**

The Company operates in single business segment of cable distribution in India only. Hence there are no separate reportable business or geographical segments as per Indian Accounting Standard (Ind AS-108) on Segment Reporting.

f. The Company has incurred losses during the year ended 31.3.2022 and has negative working capital as at 31.3.2022. The Company has negative net worth as at 31.3.2022. However in view of the management there is expected revenue growth and improvement in operating margins under the Tariff Order, 2017. Given the long term corporate strategies and support from the Holding Company/promoters, the Company has followed the fundamental accounting assumption of 'Going concern' for preparation of financials for the year ended 31 March 2022. In the opinion of the Board of Directors of the Company, the Company will meet all its financial obligation as they fall due for payment for at least 12 months from the date of signature of these financial statements.

**g. Related Parties Disclosure:****List of Parties where control exists****i Holding Company**

Siti Networks Limited (Formerly known as Siti Cable Network Limited)

**ii Fellow Subsidiary Companies**

Siticable Broadband South Ltd.  
Wire & Wireless Tisai Satellite Ltd.

Indian Cable Net Company Ltd.

Central Bombay Cable Network Limited.

Master Channel Community Network Pvt. Ltd.

Siti Vision Digital Media Pvt. Ltd.

Siti Jai Maa Durga Communications Pvt. Ltd.

Siti Bhatia Network Entertainment Private Limited

Siti Krishna Digital Media Private Limited

Siti Jony Digital Cable Network Private Limited

Siti Guntur Digital Network Private Limited

Siti Faction Digital Private Limited

SITI GLOBAL PVT. LTD.

SITI BROADBAND SERVICES PRIVATE LIMITED

SITI PRIME UTTARANCHAL COMMUNICATION PRIVATE LIMITED

PANCHSHEEL DIGITAL COMMUNICATION NETWORK PRIVATE LIMITED

SAI STAR DIGITAL MEDIA PRIVATE LIMITED

BARGACHH DIGITAL COMMUNICATION NETWORK PRIVATE LIMITED

VARIETY ENTERTAINMENT PRIVATE LIMITED

Siti Siri Digital Network Pvt. Ltd.

SITI MAURYA CABLE NET PRIVATE LIMITED (Subsidiary of ICNCL)

INDINET SERVICE PRIVATE LIMITED (100% Subsidiary of ICNCL)

SITI KARNAL DIGITAL MEDIA NETWORK PRIVATE LIMITED

SITI NETWORKS LLP

**iii Entities owned and significantly influenced by the Holding company/Promoter group**

Zee Entertainment Enterprises Limited

Zee Media Corporation Limited

**iv Key Managerial Personnel**

Mr. Ram Phool -Managing Director

Mr. Sanjay Arya

Mr.Suresh Kumar Bakaria

Mr. Pawan Kumar Gupta- Resigned

**v Other Related Parties**

M/s. Digital Advanced Transmission

**Transactions with:****Holding Company- Siti Networks Ltd.**

	<b>2022</b>	<b>2021</b>
Management Charges	2,933,158	3,077,055
SMS Usage Charges & Bandwidth charges	757,200	1,058,836
Purchase of STB	903,000	946,000
STB repair charges/operation expenses	200,000	21,541
Reimbursement of expenses	400	15,408
Carriage Income	6,219,844	4,661,404

**Transaction with-Zee Entertainment Enterprises Limited**

LCN Incentive income during the year	630,222	1,347,570.0
Pay channel expense during the year	5,375,271	7,310,782.0
Security deposit paid		-

**With Key Managerial Personnel**

Director Remuneration	960,000	960,000
Advance given/ recd	1,500,000	-
Advance received back	1,500,000	-

**With other related parties**

Purchase of Assets	-	-
Carriage Income	-	-
Advance received from Variety Entertainment Pvt.Ltd.	2,000,000	-

**Outstanding balances as on 31.3.2022**

Siti Networks Ltd.- Current Account Cr.	32,735,976	33,637,061
Siti Networks Ltd.- provision for expenses Cr.		-
Siti Networks Ltd.- Accrued Carriage Income Dr.	2,764,589	4,674,046
Variety Entertainment Pvt.Ltd.-Cr	2,000,000	-
<b>Trade receivables</b>		
Zee Entertainment Enterprises Limited	2,428,366.0	3,782,670.0
Zee Media Corporation Limited	337,418.0	337,418.0
<b>Trade payables</b>		
Zee Entertainment Enterprises Limited	1,103,637	3,619,143.0



**h. Reconciliation of Tax Expense**

The major components of income tax for the year are as under:

	Rs. in million	Rs. in million
	31-Mar-22	March 31, 2021
<b>Income tax related to items recognised directly in the statement of profit and loss</b>		
Current tax - current year	-	-
Deferred tax charge / (benefit)	(1.55)	(1.53)
<b>Total</b>	<b>(1.55)</b>	<b>(1.53)</b>
Effective tax rate	10.2%	13.0%
<b>A reconciliation of the income tax expense applicable to the profit before income tax at statutory rate to the income tax expense at the Company's effective income tax rate for the year ended 31 March, 2022 and 31 March, 2021 is as follows:</b>		
Profit/(Loss) before tax	(15.20)	(11.78)
Effective tax rate	10.2%	13.0%
Tax at statutory income tax rate	-	-
Tax effect on non-deductible expenses		
Additional allowances for tax purposes		
Other difference	(1.55)	(1.53)
<b>Tax expense recognised in the statement of profit and loss</b>	<b>(1.55)</b>	<b>(1.53)</b>

**i. Financial risk management objectives and policies**

The Company's activities expose it to a variety of financial risks, including market risk, credit risk and liquidity risk. The Company's primary risk management focus is to minimize potential adverse effects of market risk on its financial performance. The Company's risk management assessment and policies and processes are established to identify and analyse the risks faced by the Company, to set appropriate risk limits and controls, and to monitor such risks and compliance with the same. Risk assessment and management policies and processes are reviewed regularly to reflect changes in market conditions and the Company's activities. The Board of Directors is responsible for overseeing the Company's risk assessment and management policies and processes

**a. Credit risk**

Credit risk is the risk of financial loss to the Company if a customer or counterparty to a financial instrument fails to meet its contractual obligations, and arises principally from the Company's receivables from customers. Credit risk is managed through credit approvals, establishing credit limits and continuously monitoring the creditworthiness of customers to which the Company grants credit terms in the normal course of business. The Company establishes an allowance for doubtful debts and impairment that represents its estimate of incurred losses in respect of trade and other receivables and investments.

**Credit risk management**

Credit risk rating

The Company assesses and manages credit risk of financial assets based on following categories arrived on the basis of assumptions, inputs and factors specific to the class of financial assets.

A: Low credit risk on financial reporting date

B: High credit risk

The Company provides for expected credit loss based on the following:

Asset group	Basis of categorisation	Provision for expected credit loss
Low credit risk	Investment, Cash and cash equivalents and other financial assets	12 month expected credit loss
High credit risk	Trade receivables, security deposits and amount recoverable	Based on estimates

Based on business environment in which the Company operates, a default on a financial asset is considered when the counter party fails to make payments within the agreed time period as per contract. Loss rates reflecting defaults are based on actual credit loss experience and considering differences between current and historical economic conditions.

Credit rating	Particulars	Rs. in million	
		31-Mar-22	31-Mar-21
A: Low credit risk	Investment, Cash and cash equivalents and other financial assets except security deposits and amount recoverable	12.69	15.31
B: High credit risk	Trade receivables, security deposits and amount recoverable	24.37	17.99

**Concentration of trade receivables**

The Company has widespread customers and there is no concentration of trade receivables.

**Credit risk exposure**

**Provision for expected credit losses**



Siti Jind Digital Media Communications Pvt. Ltd.  
 Director

The Company provides expected credit losses for following financial assets based on certain estimates.

As at March 31, 2022

Particular	Rs. in million		
	Estimated gross carrying amount at default	Expected credit losses	Carrying amount net of impairment provision
Trade receivables	24.37	-	24.37
Security deposits	0.19	-	0.19
Advances recoverable	-	-	-

As at March 31, 2021

Particular	Rs. in million		
	Estimated gross carrying amount at default	Expected credit losses	Carrying amount net of impairment provision
Trade receivables	17.99	-	17.99
Security deposits	0.19	-	0.19
Advances recoverable	-	-	-

Reconciliation of loss allowance provision – Trade receivable, security deposit and accounts receivable

Loss allowance on March 31, 2022	-
Changes in loss allowance	-
Loss allowance on March 31, 2021	-

#### (i) Trade and other receivables

The Company's exposure to credit risk is influenced mainly by the individual characteristics of each customer. The demographics of the customer, including the default risk of the industry and country in which the customer operates, also has an influence on credit risk assessment. Credit risk is managed through credit approvals, establishing credit limits and continuously monitoring the creditworthiness of customers to which the Company grants credit terms in the normal course of business. An impairment analysis is performed at each reporting date on an individual basis for major customers.

#### (ii) Financial assets that are neither past due nor impaired

Credit risk from balances with banks and financial institutions is managed by the Company's treasury department in accordance with the Company's assessment of credit risk about particular financial institution. None of the Company's cash equivalents, including term deposits (i.e., certificates of deposit) with banks, were past due or impaired as at 31 March 2022.

#### b. Liquidity risk

Liquidity risk is the risk that the Company will not be able to meet its financial obligations as they become due. The Company manages liquidity risk by maintaining adequate reserves, by continuously monitoring forecast and actual cash flows and matching the maturity profiles of financial assets and liabilities. The Company manages its liquidity risk by ensuring, as far as possible, that it will always have sufficient liquidity to meet its liabilities when due, under both normal and stressed conditions, without incurring unacceptable losses or risk to the Company's reputation.

As at 31st March 2022

Rs in Millions

Particulars	1-2 years	More than 2 years	Total
Borrowings	9.50	37.50	47.00
Trade payables	32.25	36.04	68.29

As at 31st March 2021

Rs in Millions

Particulars	1-2 years	More than 2 years	Total
Borrowings	-	50.00	50.00
Trade payables	19.64	30	49.25

#### c. Market risk


Market risk is the risk of loss of future earnings, fair values or future cash flows that may result from adverse changes in market rates and prices (such as interest rates, foreign currency exchange rates and commodity prices) or in the price of market risk-sensitive instruments as a result of such adverse changes in market rates and prices. Market risk is attributable to all market risk-sensitive financial instruments, all foreign currency receivables and payables and all short term and long-term debt. The Company is exposed to market risk primarily related to foreign exchange rate risk, interest rate risk and the market value of its investments. Thus, the Company's exposure to market risk is a function of investing and borrowing activities and revenue generating and operating activities in foreign currencies.

#### d. Interest rate risk

Interest rate risk is the risk that the fair value or future cash flows of a financial instrument will fluctuate because of changes in market interest rates.

j. In view of the nature of business, where the necessary documentary evidence does not support the payment made/expenses incurred, the same are accounted for on the basis of certification of the Management.

k. Previous period figures have been re-grouped / reclassified wherever necessary, to conform to current period's classification in order to comply with the requirements of the amended Schedule III of the Companies Act, 2013 effective from 01 April 2021.



l. Trade receivables, Trade payables, Current liabilities, Expenses Recoverable/payable & other loans & Advances are subject to confirmation and reconciliation from the parties.

**m. Capital management**

**Risk Management**

The Company's objectives when managing capital is to safeguard continuity, maintain a strong credit rating and healthy capital ratios in order to support its business and provide adequate return to shareholders through continuing growth. The Company's overall strategy remains unchanged from previous year. The Company sets the amount of capital required on the basis of annual business and long-term operating plans which include capital and other strategic investments. The funding requirements are met through a mixture of equity, internal fund generation and other non-current borrowings. The Company's policy is to use current and non-current borrowings to meet anticipated funding requirements. The Company monitors capital on the basis of the gearing ratio which is net debt divided by total capital (equity plus net debt). The Company is not subject to any externally imposed capital requirements. Net debt are non-current and current borrowings as reduced by cash and cash equivalents, other bank balances and current investments. Equity comprises all components including other comprehensive income.

Particular	Rs. in million	
	31-Mar-22	31-Mar-21
Cash and cash equivalents (refer note 5)	0.23	0.06
Current investments	-	-
Margin money	-	-
<b>Total cash (A)</b>	<b>0.23</b>	<b>0.06</b>
Borrowings (non-current, financial liabilities)	47.00	50.00
Borrowings (current, financial liabilities)	-	-
Current maturities of long-term borrowings	-	-
Current maturities of finance lease obligations	-	-
<b>Total borrowing (B)</b>	<b>47.00</b>	<b>50.00</b>
<b>Net debt (C=B-A)</b>	<b>46.77</b>	<b>49.94</b>
Total equity		
<b>Total capital (equity + net debts) (D)</b>	<b>26.75</b>	<b>43.56</b>
<b>Gearing ratio (C/D)</b>	<b>1.75</b>	<b>1.15</b>

n. During the year company has entered into a Slump sale agreement to acquire a cable network business at Narwana from M/s Digital Home Cast at an agreed consideration of Rs. 125 lacs.

o. The company has calculated the benefits provided to employees as per accounting standards 15, are as under

**Defined Benefit Plans**

- Gratuity Plan
- Leave Encashment

In accordance with Indian Accounting Standards (Ind AS) 19, the actuarial valuation carried out in respect of the aforesaid defined benefit plans is based

Actuarial Assumption	3/31/2022		3/31/2021	
	Leave Encashment	Employee Gratuity Fund	Leave Encashment	Employee Gratuity Fund
Discount Rate (Per annum)	7.00%	7.00%	7.00%	7.00%
Rate of Increase in compensation levels	5.00%	5.00%	5.00%	5.00%
Expected Rate of return on plan assets			-	-
Expected Average remaining working lives of employees (years)	23	23	24.00	24.00
<b>Change in obligation during the year ended 31st March, 2022</b>				
Present Value of obligation as at 1st April, 2021	4,649	76,710	11,141	45,180
Acquisition adjustment				
Interest cost	337	5,561	780	3,163
Past service cost				
Current service cost	1,506	42,964	2,324	38,597
Curtailement cost/(Credit)				
Settlement cost/(Credit)				
Benefits paid				
Actuarial (gain)/loss on obligation	(1,975)	(2,090)	(9,596)	(10,230)
Present value of obligation as at the end of period (31st March, 2021)	4,517	123,145	4,649	76,710
Change in fair value plan Assets	Nil	Nil	Nil	Nil
<b>Movement in the liability recognized in the Balance Sheet</b>				
Opening net liability (01.04.2021)	4,649	76,710	11,141	45,180
Expense to be recognised in P&L	1,843	48,525	3,104	41,760
OCI -Actuarial gain/loss- total current period				
Actual return on plan assets	(1,975)	(2,090)	(9,596)	(10,230)



Siti Jind Digital Media Communications Pvt. Ltd.

*[Signature]*

*[Signature]*

Director

Acquisition adjustment		-		-
Net assets/(Liab) recognised in Balance Sheet as provision (31.03.2022)	4,517	123,145	4,649	76,710
<b>Expenses recognised in Profit and Loss Account</b>				
Current service cost	1,506	42,964	2,324	38,597
Past service cost	-	-	-	-
Interest cost	337	5,561	780	3,163
Settlement cost / (credit)	-	-	-	-
Expenses recognized in the statement of profit & losses	1,843	48,525	3,104	41,760
<b>Other comprehensive (income) / expenses (Remeasurement)</b>				
Actuarial (gain)/loss - obligation	(1,975)	(2,090)	(9,596)	(10,230)
Actuarial (gain)/loss - plan assets	-	-	-	-
Total Actuarial (gain)/loss	(1,975)	(2,090)	(9,596)	(10,230)

#### Actuarial Assumption.

The discount rate is generally based upon the market yields available on Government Bonds and salary growth rate takes account of inflation, seniority, promotion and other relevant factors on long term basis.

#### Sensitivity Analysis

Significant actuarial assumptions for the determination of the defined benefit obligation are discount rate and expected salary increase rate. Effect of change in mortality rate is negligible. Please note that the sensitivity analysis presented below may not be representative of the actual change in the defined benefit obligation as it is unlikely that the change in assumption would occur in isolation of one another as some of the assumptions may be correlated. The results of sensitivity analysis are given below:

#### Sensitivity Analysis for Gratuity

Period	As on: 3/31/2022
Defined Benefit Obligation (Base)	123145 @ Salary Increase Rate 7.5%, & discount rate 7.25%
Liability with x% increase in Discount Rate	115426; x=1.00% [Change (6)%]
Liability with x% decrease in Discount Rate	132403; x=1.00% [Change 8%]
Liability with x% increase in Salary Growth Rate	132521; x=1.00% [Change 8%]
Liability with x% decrease in Salary Growth Rate	115207; x=1.00% [Change (6)%]
Liability with x% increase in Withdrawal Rate	122419; x=1.00% [Change (1)%]
Liability with x% decrease in Withdrawal Rate	123482; x= 1.00% [Change 0%]

#### Sensitivity Analysis for Leave Encashment

Period	As on: 3/31/2022
Defined Benefit Obligation (Base)	4517
Liability with x% increase in Discount Rate	4007; x=1.00% [Change (11)%]
Liability with x% decrease in Discount Rate	5144; x=1.00% [Change 14%]
Liability with x% increase in Salary Growth Rate	5152; x=1.00% [Change 14%]
Liability with x% decrease in Salary Growth Rate	3993; x=1.00% [Change (12)%]
Liability with x% increase in Withdrawal Rate	4669; x=1.00% [Change 3%]
Liability with x% decrease in Withdrawal Rate	4339; x=1.00% [Change (4)%]

#### p. GST Reconciliation

GST output liabilities and GST input credits are subject to reconciliation.

#### q. Note 1 to 23 form an integral part of the accounts and have been duly authenticated.

The Company does not have any transactions or relationships with any companies struck off under Section 248 of the Companies Act, 2013 or Section 560 of the Companies Act, 1956

#### s. The company does not have any charges or satisfaction which is yet to be registered with the Registrar of Companies beyond the statutory period.


#### t. The company has not been declared willful defaulter by any bank or financial institution or government or any government authority.

#### u. There are no transactions that have been surrendered or disclosed as income during the year in the tax assessments under the Income Tax Act, 1961 which have not been recorded in the books of account.

#### V. Fair value measurements

##### A. Financial instruments by category

	Rs. millions		Rs. millions	
	March 31, 2022		March 31, 2021	
	FVTPL	Amortised cost	FVTPL	Amortised cost
<b>Financial assets</b>				
Bank deposits	-	-	-	-
Amount recoverable	-	-	-	-
Interest accrued and not due on fixed deposits	-	-	-	-
Security deposits	-	0.19	-	0.19
Unbilled revenues	-	-	-	-
Trade receivables	-	24.37	-	17.99
Investments (Current, financial assets)	-	-	-	-
Cash and cash equivalents	-	0.23	-	0.06



<b>Total financial assets</b>	-	<b>24.79</b>	-	<b>18.25</b>
<b>Financial liabilities</b>				
Borrowings (Non-current, financial liabilities)	-	47.00	-	50.00
Borrowings (Current, financial liabilities)	-	-	-	-
Payables for purchase of property, plant and equipment	-	-	-	-
Security deposits received from customer	-	-	-	-
Trade payables	-	68.29	-	49.24
<b>Total financial liabilities</b>	-	<b>115.29</b>	-	<b>99.24</b>

**B. Fair value of financial assets and liabilities measured at amortised cost**

Rs. in million

	March 31, 2022		March 31, 2021	
	Carrying amount	Fair value	Carrying amount	Fair value
<b>Financial assets</b>				
Bank deposits	-	-	-	-
Amount recoverable	-	-	-	-
Interest accrued and not due on fixed deposits	-	-	-	-
Security deposits	0.19	0.19	0.19	0.19
Unbilled revenue	-	-	-	-
Trade receivables	24.37	24.37	17.99	17.99
Cash and cash equivalents	0.23	0.23	0.06	0.06
<b>Total financial assets</b>	<b>24.79</b>	<b>24.79</b>	<b>18.25</b>	<b>18.25</b>
<b>Financial liabilities</b>				
Borrowings (non-current, financial liabilities)	47.00	47.00	50.00	50.00
Borrowings (current, financial liabilities)	-	-	-	-
Payables for purchase of property, plant and equipment	-	-	-	-
Security deposits	-	-	-	-
Trade payables	68.29	68.29	49.24	49.24
Other financial liabilities (current)	-	-	-	-
<b>Total financial liabilities</b>	<b>115.29</b>	<b>115.29</b>	<b>99.24</b>	<b>99.24</b>

For Subhash C. Gupta & Co.  
Chartered Accountants  
Firm Regn. No. 004103N

Lokesh Gupta  
Partner  
M. No. 503853



For and on behalf of the Board of Directors of  
SITI JIND DIGITAL MEDIA COMMUNICATION PVT. LTD.

(Suresh Kumar Bakz (Ram Phool Phour)  
Director Director  
DIN DIN  
09515141 03312309

*Suresh*  
*Ram Phool*  
Director

*Ram Phool*

Date: 19 MAY 2022  
Place: New Delhi

Summary of significant accounting policies and other explanatory information for the year ended 31 March 2022


(All amounts in ₹ million, unless stated otherwise)

w. Financials Ratios

Sr. No.	Particulars	31 March 2022	31 March 2021	Change (%)
i)	<b>Current Ratio (A/B)</b>	0.50	0.61	(18.42)
	Current assets (A)	37	33	
	Current liabilities (B)	74	55	
ii)	<b>Debt-equity ratio (A/B)</b>	(2.35)	(7.85)	(70.07)
	Total Debt (A)	47	50	refer note 7 (a)
	Total equity (B)	(20)	(6)	
iii)	<b>Debt-service coverage ratio (A/B)</b>	0.15	0.23	(32.45)
	Earnings available for debt services (i.e EBID) (A)	7	11	refer note 7 (b)
	Borrowings including finance cost (B)	47	50	
iv)	<b>Return on equity ratio (A/B)</b>	0.68	1.61	(57.58)
	Net profit for the year (A)	(14)	(10)	refer note 7 (c)
	Total equity (B)	(20)	(6)	
v)	<b>Inventory turnover ratio (A/B)</b>	-	-	0%
	Cost of goods sold (A)	-	-	
	Average inventory (B)	-	-	
vi)	<b>Trade receivables turnover ratio (A/B)</b>	2.85	3.48	(17.92)
	Revenue from operations (A)	60.41	66.93	
	Average trade receivables (B)	21.18	19.26	
vii)	<b>Trade payables turnover ratio (A/B)</b>	0.87	2.17	(60.04)
	Credit purchases (A)	51.06	53.54	refer note 7 (d)
	Average trade payables (B)	58.77	24.62	
viii)	<b>Net capital turnover ratio (A/B)</b>	(1.62)	(3.16)	(48.67)
	Revenue from operations (A)	60.41	66.93	refer note 7 (e)
	Working capital i.e current asset minus current liabilities	-37.29	-21.21	
ix)	<b>Net profit ratio (A/B)</b>	(0.23)	(0.15)	47.60
	Net profit after tax	(14)	(10)	refer note 7 (f)
	Revenue from operations	60	67	
x)	<b>Return on capital employed (A/B)</b>	(0.36)	(0.14)	152.07
	Earning before interest and taxes (A)	(10)	(6)	refer note 7 (g)
	Capital employed or net assets (B)	27	44	
xi)	<b>Return on investment</b>	(0.50)	(0.23)	115.19
	Net profit after tax (A)	(14)	(10)	refer note 7 (h)
	Capital employed or net assets (B)	27	44	

Notes:

- Ratios relating to balance sheet items have been presented as at 31 March 2022 and 31 March 2021. Whereas, ratios relating to items of statement of profit and loss account has been presented for financial year ended 31 March 2022 and 31 March 2021.
- Net profit after tax excludes other comprehensive income
- Net assets is the total of equity share capital and other equity.
- Total debt comprise of borrowings from external lenders.
- Credit purchases comprise of purchases during the year and other expenses
- Earnings available for debt services comprise of earning before interest and depreciation.
- Reason for change by more than 25%  
 Declined due to higher accumulated losses due to current year loss due to which total equity has declined whereas there is no major movement in total debt.  
 Declined due to lower earning before interest and depreciation as compared to previous year  
 Declined due to increase in loss for the year  
 Decrease due to increase in average trade payables  
 Decrease due to lower revenue and higher accumulated losses in comparison to previous year  
 Increase due to higher loss after tax and lower revenue from operations in comparison to previous year.  
 Increase due to higher loss before interest but after taxes in comparison to previous year.  
 Increase due to higher loss after tax and higher accumulated losses in comparison to previous year.





**SITI JIND DIGITAL MEDIA COMMUNICATIONS PVT LTD**

Summary of significant accounting policies and other explanatory information for the year ended March 31, 2022

**2 Property, plant and equipment**

Rs. In Millions

	Plant and equipment	Set top boxes	Total
<b>Gross carrying amount</b>			
Balance as at April 01, 2019	9.54	128.54	138.08
Additions	0.83	0.45	1.28
Disposals			-
<b>Balance as at March 31, 2020</b>	<b>10.37</b>	<b>128.99</b>	<b>139.36</b>
<b>Gross carrying amount</b>			
Balance as at April 01, 2020	10.37	128.99	139.36
Additions	0.43	0.83	1.26
Disposals			-
<b>Balance as at March 31, 2021</b>	<b>10.80</b>	<b>129.82</b>	<b>140.62</b>
<b>Gross carrying amount</b>			
Balance as at April 01, 2021	10.80	129.82	140.62
Additions	12.99	1.03	14.02
Disposals	-	-	-
<b>Balance as at March 31, 2022</b>	<b>23.79</b>	<b>130.85</b>	<b>154.63</b>
<b>Accumulated depreciation</b>			
Balance as at April 01, 2019	3.40	40.69	44.09
Charge for the year	1.33	16.15	17.48
Disposals			-
<b>Balance as at March 31, 2020</b>	<b>4.73</b>	<b>56.84</b>	<b>61.57</b>
<b>Accumulated depreciation</b>			
Balance as at April 01, 2020	4.73	56.84	61.57
Charge for the year	1.40	16.16	17.56
<b>Balance as at March 31, 2021</b>	<b>6.13</b>	<b>73.00</b>	<b>79.13</b>
<b>Accumulated depreciation</b>			
Balance as at April 01, 2021	6.13	73.00	79.13
Charge for the year	0.73	16.29	17.02
<b>Balance as at March 31, 2022</b>	<b>6.86</b>	<b>89.29</b>	<b>96.15</b>
<b>Net carrying amount as at March 31, 2020</b>	<b>5.64</b>	<b>72.15</b>	<b>77.79</b>
<b>Net carrying amount as at March 31, 2021</b>	<b>4.67</b>	<b>56.82</b>	<b>61.49</b>
<b>Net carrying amount as at March 31, 2022</b>	<b>16.93</b>	<b>41.56</b>	<b>58.48</b>

As at	As at
31-Mar-22	31-Mar-21

**Capital Work in Progress**

1.53	0.64
------	------

Note:- I Capital work-in-progress include set top boxes, viewing cards (softwares) & Genset amounting to Rs.1534857/- and (previous year Rs.644417/-) which are yet to be installed.



Siti Jind Digital Media Communications Pvt. Ltd.  
 Director


	March 31, 2021		As at	
	As at	31-Mar-22	As at	31-Mar-21
3	Others (non-current, non-financial assets)			
	Unsecured, considered good	1.40	1.40	1.40
	Investment in Mutual Funds			
	(2752.62 units of ABSL -Low duration fund- growth)			
		<u>1.40</u>	<u>1.40</u>	<u>1.40</u>
4	Trade receivables			
	Unsecured, considered good			
	Receivables, credit impaired	24.37	17.99	17.99
	Less: Allowance for expected credit losses	-	-	-
		<u>24.37</u>	<u>17.99</u>	<u>17.99</u>
	Classified as:			
	Non-current trade receivables	24.37	17.99	17.99
	Current trade receivables	24.37	17.99	17.99

## Trade receivable ageing schedule

Particulars	Unbilled	Not due	Outstanding for following periods from due date of payment					Total
			Less than 6 months	6 months - 1 year	1-2 years	2-3 years	More than 3 years	
As at 31 March 2022								
Undisputed								
(i) Considered good	-	-	-	10.79	-	-	-	10.79
(ii) Significant increase in credit risk	-	-	-	-	0.22	1.55	7.94	9.72
(iii) Credit impaired	-	-	-	-	-	-	-	-
Disputed								
(iv) Considered good	-	-	-	-	-	-	-	-
(v) Significant increase in credit risk	-	-	-	-	-	-	-	-
(vi) Credit impaired	-	-	-	-	-	-	-	-
Unbilled	3.86	3.86	-	-	-	-	-	3.86
Total	3.86	3.86	-	10.79	0.22	1.55	7.94	24.37

## As at 31 March 2021

Particulars	Unbilled	Not due	Outstanding for following periods from due date of payment					Total
			Less than 6 months	6 months - 1 year	1-2 years	2-3 years	More than 3 years	
As at 31 March 2021								
Undisputed								
(i) Considered good	-	-	-	1.39	-	-	-	1.39
(ii) Significant increase in credit risk	-	-	-	-	2.89	-	8.02	10.91
(iii) Credit impaired	-	-	-	-	-	-	-	-
Disputed								
(iv) Considered good	-	-	-	-	-	-	-	-
(v) Significant increase in credit risk	-	-	-	-	-	-	-	-
(vi) Credit impaired	-	-	-	-	-	-	-	-
Unbilled	5.69	5.69	-	-	-	-	-	5.69
Total	5.69	5.69	-	1.39	2.89	-	8.02	17.99



Siti Jind Digital Media Communications Pvt. Ltd.

Director

Balance sheet as at March 31, 2022


	As at 31-Mar-22	As at 31-Mar-21
<b>5 Cash and cash equivalents</b>		
Cash on hand	0.15	0.06
Balances with banks on current accounts	0.08	-
	<b>0.23</b>	<b>0.06</b>
<b>6 Others (current, financial assets)</b>		
<b>Unsecured, considered good</b>		
Security deposits	0.19	0.19
	<b>0.19</b>	<b>0.19</b>
<b>7 Other current assets</b>		
<b>Unsecured, considered good unless otherwise stated</b>		
Balances with Government authorities	10.90	12.95
MAT Credit	1.16	1.16
Other recoverable	0.00	0.80
Prepaid expenses	0.20	0.16
	<b>12.26</b>	<b>15.06</b>
<b>8 Share capital</b>		
	<b>31-Mar-22</b>	<b>31-Mar-21</b>
<b>Authorised share capital</b>		
200000 (Previous year: 200000) equity shares of Rs.10 each	2.00	2.00
<b>Total authorised capital</b>	<b>2.00</b>	<b>2.00</b>
<b>Issued share capital</b>		
200000 (Previous year: 200000) equity shares of Rs.10 each	2.00	2.00
<b>Total issued capital</b>	<b>2.00</b>	<b>2.00</b>
<b>Subscribed and fully paid up capital</b>		
200000 (Previous year: 200000) equity shares of Rs.10 each	2.00	2.00
<b>Total paid up capital</b>	<b>2.00</b>	<b>2.00</b>

(i) **Reconciliation of number of shares outstanding as on 31.03.2022**

Particulars	31-Mar-22	31-Mar-21
Balance at the beginning of the year	200,000	200,000
Issued during the year	-	-
<b>Balance at the end of the year</b>	<b>200,000</b>	<b>200,000</b>

(ii) **Rights, Preferences and Restrictions attached to equity shares**

The Company has one class of equity shares having a par value of Rs. 100 per share. Each shareholder is eligible for one vote per share held. The dividend, if any proposed by the Board of Directors is subject to the approval of the shareholders in the ensuing Annual General Meeting. In the event of liquidation, the equity shareholders are eligible to receive the remaining assets of the Company after distribution of all preferential amounts, if any, in proportion to their shareholding.



Balance sheet as at March 31, 2022

(iii) **Shares held by Holding Company, Ultimate Holding Company and**  
The details of equity shares held by holding company, Ultimate Holding Company and their subsidiaries/associates are as under :



Particulars	31-Mar-22	31-Mar-21
Siti Networks Limited	102000	102,000
	51.00%	51.00%

(iv) **Shareholders holding more than 5% of total equity shares**

Particulars	31-Mar-22	31-Mar-21
Siti Networks Limited	102,000	102,000
% of total Shares	51.00%	51.00%
% change during the year	Nil	Ni
Siti Cable Broadband South Limited	13,000	13,000
% of total Shares	6.50%	6.50%
% change during the year	Nil	Ni
Ram Phool	85,000	85,000
% of total Shares	42.50%	42.50%
% change during the year	Nil	Ni

9 **Other Equity**

	31-Mar-22	31-Mar-21
<b>Retained Earnings</b>		
Balance at the beginning of the year	-8.37	1.85
Add: Profit/Loss for the year	-13.65	(10.24)
Adjustment due to change in useful life of assets		-
Transferred from Deferred Activation Revenue		
<b>Balances as at the end of the year (A)</b>	<b>(22.02)</b>	<b>(8.39)</b>
<b>Others</b>		
Transfer from OCD	-	-
<b>Balances as at the end of the year (B)</b>	<b>-</b>	<b>-</b>
<b>Other Comprehensive income</b>		
Other comprehensive income recognised directly in retained earnings	0.00	0.02
<b>Balances as at the end of the year (C)</b>	<b>0.00</b>	<b>0.02</b>
<b>Balances as at the end of the year (A+B+C)</b>	<b>(22.02)</b>	<b>(8.37)</b>



**SITI JIND DIGITAL MEDIA COMMUNICATIONS PVT LTD**

Summary of significant accounting policies and other explanatory information for the year ended March 31, 2022

	As at 31-Mar-22	As at 31-Mar-21
<b>10 Long-term borrowings</b>		
Term loans from bank/financial institution	47.00	50.00
Secured against exclusive charge on all movable and immovable fixed assets & current assets of the company both present and future		
Secured by facility ISRA (Interest Service Reserve Account) equivalent to 1 quarter of interest to be created out of the disbursed amount of the facility Repayable in 19 structured quarterly installments after moratorium of 5 quarters from date of first disbursement. Interest rate = Base rate+spread rate		
	<b>47.00</b>	<b>50.00</b>
<b>Assets pledged as security</b>		
The carrying amount of assets pledged as security are:		
<b>Current Assets</b>		
a) Financial assets		
(i) Trade Receivables	24.37	17.99
(ii) Cash & Cash Equivalents	0.23	0.06
(iii) Other financial assets	0.19	0.19
	<b>24.79</b>	<b>18.25</b>
<b>Non current Assets</b>		
a) Property, plant and equipment	58.48	61.49
b) Capital work-in-progress	1.53	0.64
c) Investments	1.40	1.40
	<b>61.42</b>	<b>63.53</b>
<b>Total assets</b>	<b>86.21</b>	<b>81.78</b>


**10.1 Details of delays/defaults in repayment of borrowings (current and non-current)**

The Company has delayed in repayment of following dues to the Banks/ financial institution during the year, which were unpaid as at March 31, 2022

Name of Bank/ Financial Institution	Amount of default as on 31/03/2022		Period of default upto the date of balance sheet (maximum days)	
	Principal	Interest	Principal	Interest
Aditya Birla Finance Limited	1.50	0.46	31	

The Company has delayed in repayment of following dues to the banks and financial institution which were however paid on or before the Balance Sheet date:

Name of Bank/ Financial Institution	Amount of default as on 31/03/2022		Period of default (maximum days)	
	Principal	Interest	Principal	Interest
Aditya Birla Finance Limited		0.41		



**SITI JIND DIGITAL MEDIA COMMUNICATIONS PVT LTD**

Summary of significant accounting policies and other explanatory information for the year ended March 31, 2022

11 **Deferred Tax Asset/Liability**  
Deferred Tax Asset 1.37  
Deferred Tax Liability -

	As at 31-Mar-22	As at 31-Mar-21
Deferred Tax Asset	2.92	1.37
Deferred Tax Liability	-	-
	<u>2.92</u>	<u>-</u>

12 **Other (non-current, non-financial liabilities)**

	As at 31-Mar-22	As at 31-Mar-21
Security Deposit	0.07	0.07
	<u>0.07</u>	<u>0.07</u>

13 **Trade payables**

- Total outstanding dues of micro enterprises and small enterprises; and  
- Total outstanding dues of creditors other than micro enterprises and small enterprises

	As at 31-Mar-22	As at 31-Mar-21
	68.29	49.24
	<u>68.29</u>	<u>49.24</u>

**Trade payable ageing schedule**

As at 31 March 2022

Particulars	Unbilled	Not due	Outstanding for following periods from due date of payment				Total
			Less than 1 year	1-2 years	2-3 years	More than 3 years	
i) MSME	-	-	-	-	-	-	-
ii) Others	5.22	-	27.03	8.61	23.10	4.33	68.29
iii) Dispute dues - MSME	-	-	-	-	-	-	-
iv) Dispute dues - Others	-	-	-	-	-	-	-
<b>Total</b>	<b>5.22</b>	<b>-</b>	<b>27.03</b>	<b>8.61</b>	<b>23.10</b>	<b>4.33</b>	<b>68.29</b>

As at 31 March 2021

Particulars	Unbilled	Not due	Outstanding for following periods from due date of payment				Total
			Less than 1 year	1-2 years	2-3 years	More than 3 years	
i) MSME	-	-	-	-	-	-	-
ii) Others	3.64	-	16.00	24.79	0.99	4.43	49.25
iii) Dispute dues - MSME	-	-	-	-	-	-	-
iv) Dispute dues - Others	-	-	-	-	-	-	-
<b>Total</b>	<b>3.64</b>	<b>-</b>	<b>16.00</b>	<b>24.79</b>	<b>0.99</b>	<b>4.43</b>	<b>49.25</b>

14 **Other financial liabilities**

Book Overdraft 1.48  
Interest accrued and due on borrowings -

	As at 31-Mar-22	As at 31-Mar-21
Book Overdraft	-	1.48
Interest accrued and due on borrowings	0.46	-
	<u>0.46</u>	<u>1.48</u>

15 **Provisions (current)**


Liability for Leave Encashment 0.00  
Liability for Gratuity 0.12  
Provision for Income Tax -

	As at 31-Mar-22	As at 31-Mar-21
Liability for Leave Encashment	0.00	0.00
Liability for Gratuity	0.12	0.08
Provision for Income Tax	-	-
	<u>0.13</u>	<u>0.08</u>

16 **Other (current, non-financial liabilities)**

Statutory dues payable 0.60  
Advance from customers/other advances 3.22  
Revenue billed in Advance 1.64

	As at 31-Mar-22	As at 31-Mar-21
Statutory dues payable	0.60	0.20
Advance from customers/other advances	3.22	1.74
Revenue billed in Advance	1.64	1.77
	<u>5.46</u>	<u>3.70</u>




Siti Jind Digital Media Communications Pvt. Ltd.

Director

**SITI JIND DIGITAL MEDIA COMMUNICATION PVT LTD**

Summary of significant accounting policies and other explanatory information for the year ended March 31, 2022

		Rs. In millions	
		31-Mar-22	31-Mar-21
<b>17</b>	<b>Revenue from operations</b>		
	<b>Sale of services</b>		
	Subscription income	48.89	56.79
	Advertisement income	0.84	0.77
	Carriage & Incentive income	10.17	8.88
	Activation and Set top boxes pairing charges	0.51	0.49
		<b>60.41</b>	<b>66.93</b>
<b>18</b>	<b>Other income</b>	<b>31-Mar-22</b>	<b>31-Mar-21</b>
	Interest income on		
	Bank deposits	-	-
	Others	-	-
	Excess provisions written back	0.65	0.88
		<b>0.65</b>	<b>0.88</b>
<b>19</b>	<b>Employee benefits expense</b>	<b>31-Mar-22</b>	<b>31-Mar-21</b>
	Director Remuneration	0.96	0.96
	Salaries, allowances and bonus	1.58	1.82
	Employee benefits expenses	0.05	0.04
	Staff welfare expenses	0.18	0.15
		<b>2.77</b>	<b>2.98</b>
<b>20</b>	<b>Finance costs</b>	<b>31-Mar-22</b>	<b>31-Mar-21</b>
	Interest on term loan	5.41	5.33
	Interest/ late fee on service tax/TDS	-	0.01
	Bank charges	0.00	0.18
		<b>5.41</b>	<b>5.51</b>
<b>21</b>	<b>Depreciation and amortisation of non-financial assets</b>	<b>31-Mar-22</b>	<b>31-Mar-21</b>
	Depreciation of property, plant and equipment	17.02	17.56
		<b>17.02</b>	<b>17.56</b>
<b>22</b>	<b>Other expenses</b>	<b>31-Mar-22</b>	<b>31-Mar-21</b>
	Rent	0.36	0.37
	Digital Headend Feed Charges	-	-
	Rates and taxes	0.14	0.01
	Repairs and maintenance		
	- Others	0.93	1.07
	Legal, professional and consultancy charges	0.36	0.74
	Auditors' remuneration*	0.06	0.06
	Electricity and water charges	1.00	0.71
	Bad Debts Written off		
	Balances written off	1.07	2.90
	Other operational cost	1.20	1.22
	Management Service Charges	2.93	3.08
	Income Tax/Service tax paid	-	-
	Commission paid	0.37	0.38
	Network Service Charges	8.59	11.32
	Communication Charges	0.03	0.02
	Conveyance Charge	0.37	0.37
	Miscellaneous expenses	0.17	0.14
		<b>17.58</b>	<b>22.39</b>
		<b>31-Mar-22</b>	<b>31-Mar-21</b>
		0.06	0.06

 \*Auditors' remuneration  
as an auditor


Siti Jind Digital Media Communications Pvt. Ltd.

*[Signature]*  
Director

**SITI JIND DIGITAL MEDIA COMMUNICATION PVT LTD**

**Summary of significant accounting policies and other explanatory information for the year ended March 31, 2022**

for other services (certifications)

for reimbursement of expenses

	0.06	0.06
	31-Mar-22	31-Mar-21
<b>23 Earnings (loss) per share</b>		
Profit/ (Loss) attributable to equity shareholders	(13.64)	(10.22)
Weighted average number of equity shares outstanding during the year (nos.)	200,000	200,000
<b>Weighted average number of equity shares outstanding during the year for calculating basic and diluted earnings per share (nos.)</b>	<b>200,000</b>	<b>200,000</b>
Nominal value of per equity share (Rs.)	10	10
<b>Profit/ (Loss) per share (Rs.)</b>		
Basic	(68.22)	(51.12)
Diluted	(68.22)	(51.12)



Siti Jind Digital Media Communications Pvt. Ltd.  
*Sweet*  
*Director*  
Director